




TEMA 30

**KENDERAAN
DI AIR**

Hari:

Tarikh:

Arahan : Warnakan gambar di bawah.

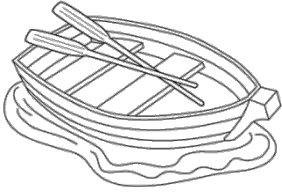


kenderaan di air


Hari:

Tarikh:

Arahan : Jenis-jenis kenderaan di air. Sebut dan tulis semula.




sampan



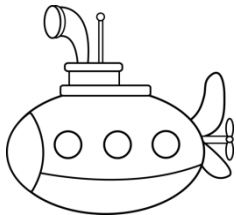
bot



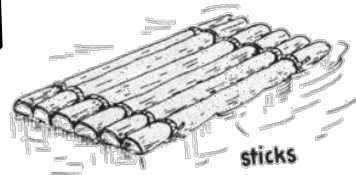
feri



kapal layar



kapal selam



rakit


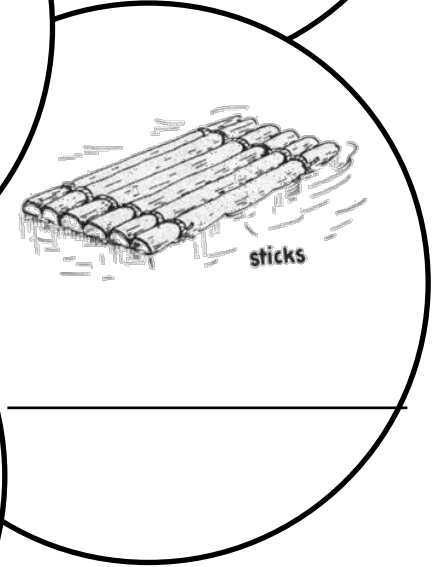
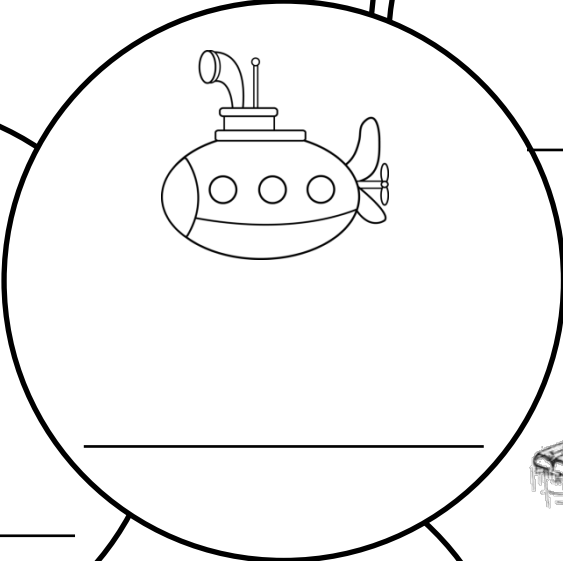

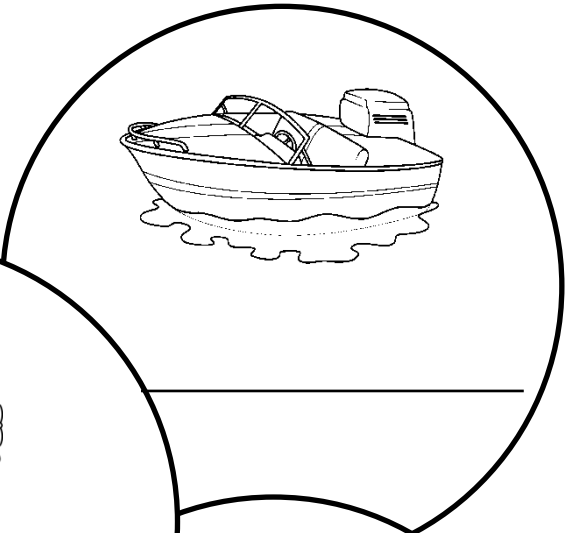
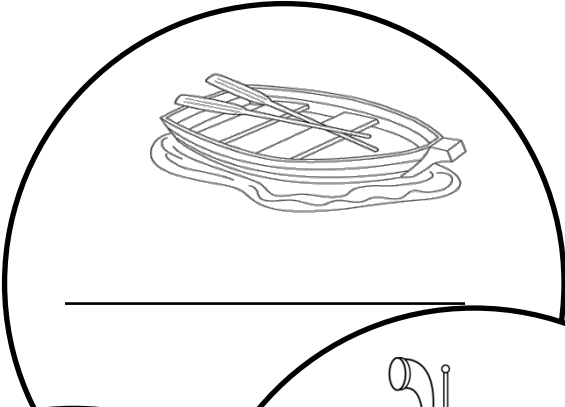
Hari:

Tarikh:

Arahan : Namakan kenderaan di air berikut.

bot	sampan	rakit
-----	--------	-------

feri	kapal selam	kapal layar
------	-------------	-------------



Hari:

Tarikh:

Arahan : Baca dan tulis semula cerita di bawah.

Naik feri

Mimi naik feri

Mimi naik feri ke Pulau Pinang.

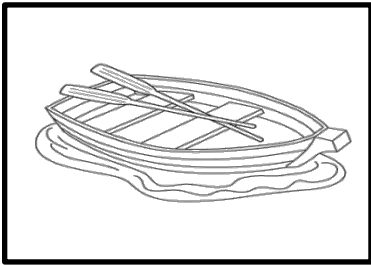
Feri itu sangat besar.

Dalam feri ada ramai orang.

Feri bergerak di air.




Arahan : Lengkapkan nama kenderaan di bawah. Isikan dengan huruf yang sesuai.



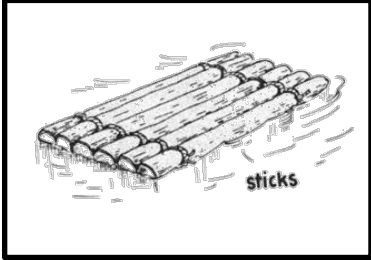
s m p n



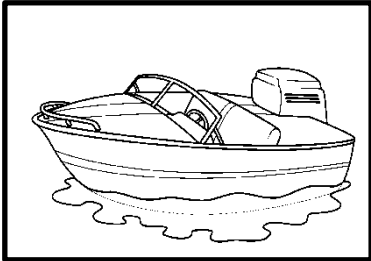
f r



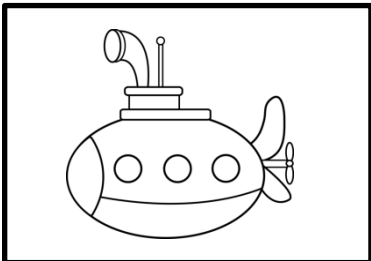
k p l
l y r



r k t



b t

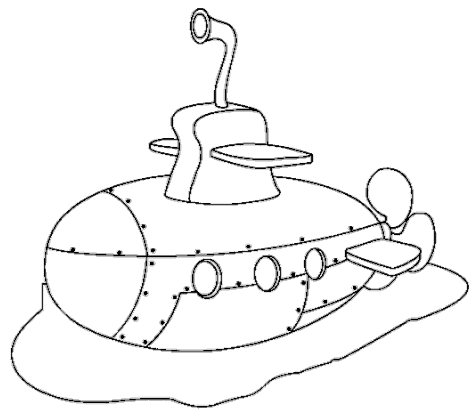


k p l
s l m

Day :

Date :


Colour the picture below.




submarine



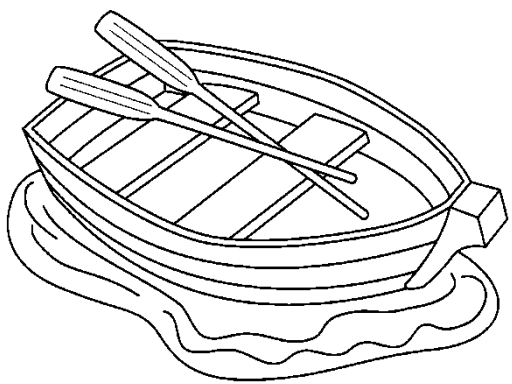
sailboat



ship



boat



rowboat

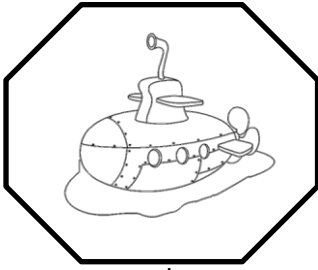
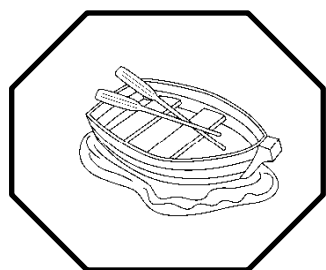


raft

Day :

date :

Match the picture with the suitable name of water vehicles.



ship

boat

raft

rawboat

submarine

Day :

Date :


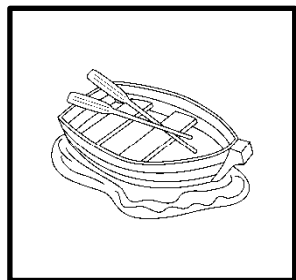
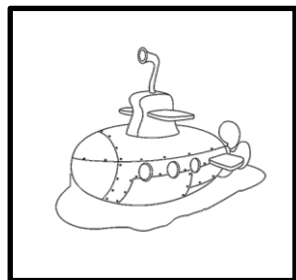
Cut and paste.

submarine

sailboat

rowboat

raft




Write the correct answer based on the picture given.




⇒ A yellow sailboat.

A brown raft. ←



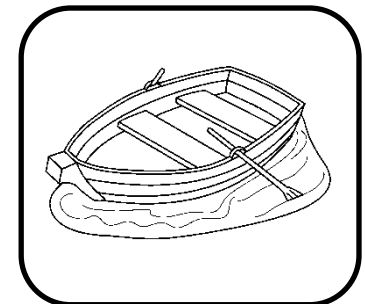
⇒ A red ship.

A blue submarine. ←



⇒ A green boat.

A purple rowboat. ←



Day :

Date :

Sing a song.



Row, row, row your boat

Gently down the stream.

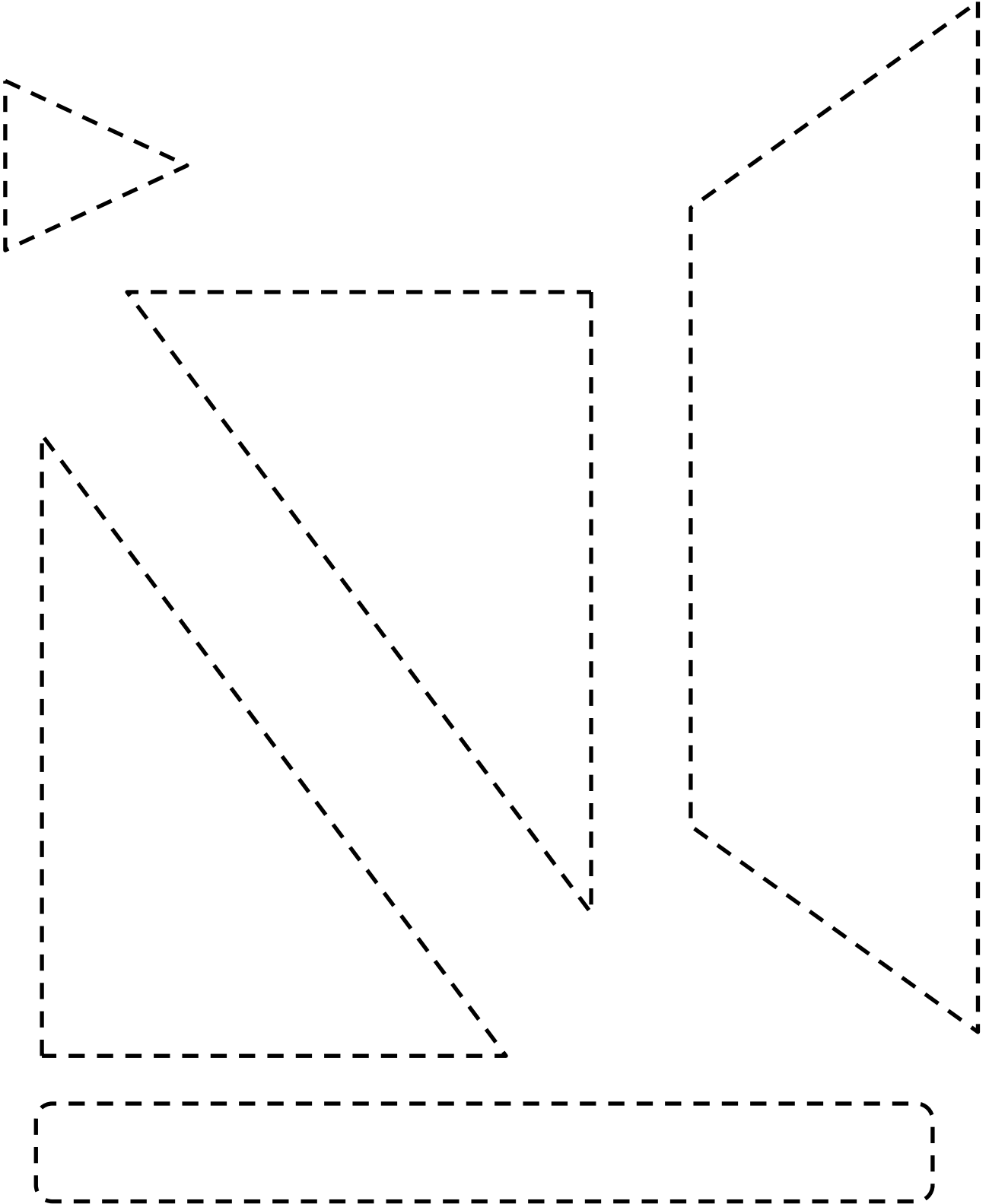
Merrily, merrily, merrily, merrily

Life is but a dream.

Hari :

Tarikh :

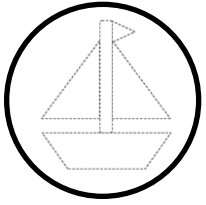
Arahan : Guntingkan bentuk di bawah dan tampal semula hingga menjadi sebuah kapal layar. (Tampal pada helaian berasingan)



Hari:

Tarikh:

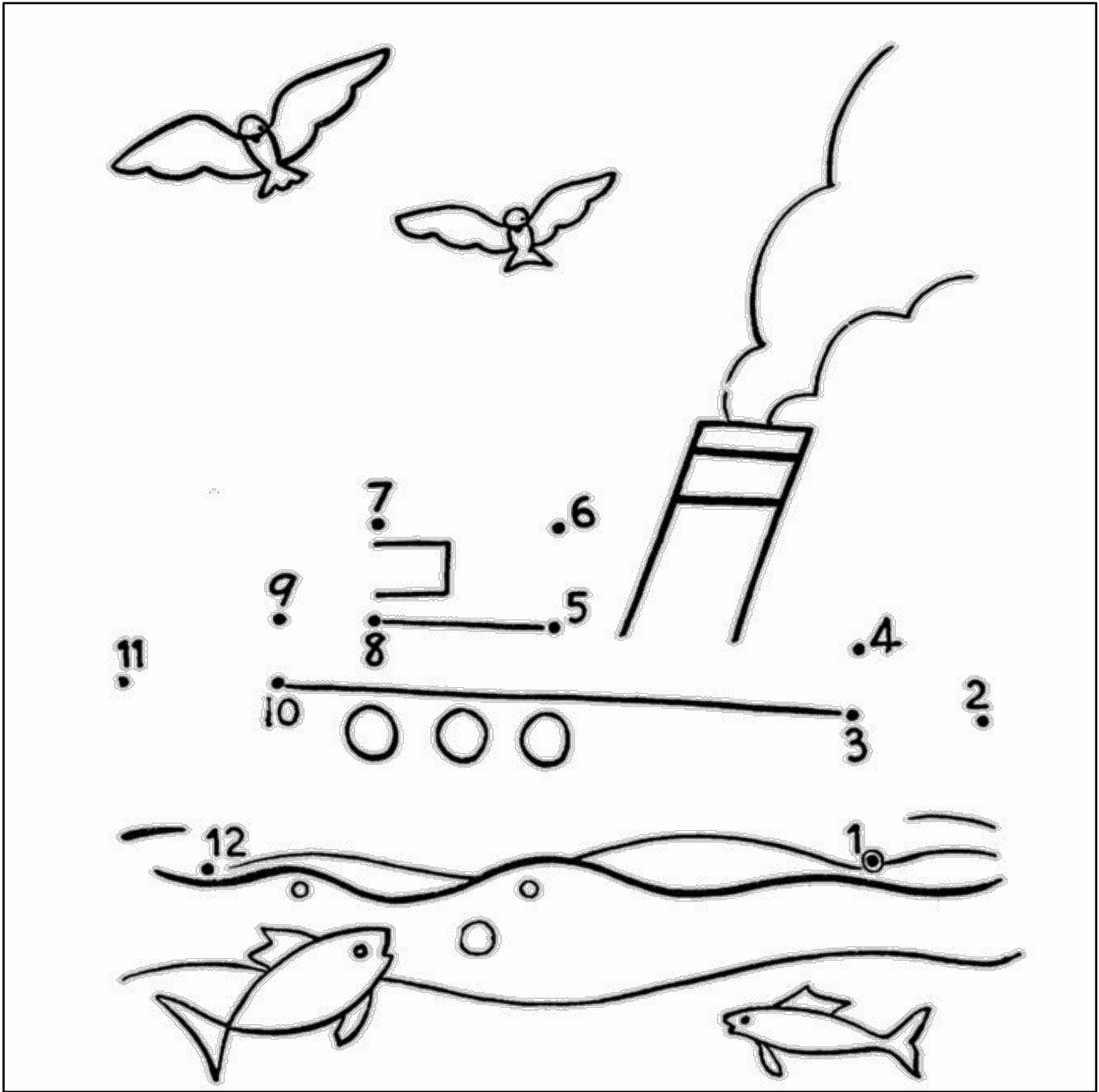
Arahan : Tampilkan bentuk yang digunting hingga menjadi sebuah kapal layar. (bahan dari helaian sebelumnya)



Hari:

Tarikh:


Arahan : Sambungkan titik nombor hingga menjadi gambar yang bermakna.



Hari:

Tarikh:

Arahan : Lukiskan mengikut jumlah nilai angka yang diberi.



A large empty rectangular box for drawing, with a target icon containing the number 5 on the right side.



A large empty rectangular box for drawing, with a target icon containing the number 10 on the right side.

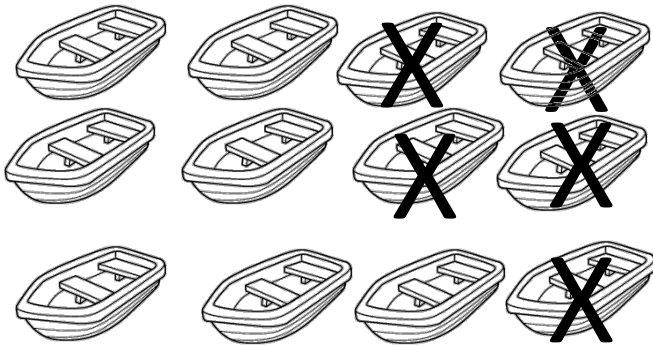


A large empty rectangular box for drawing, with a target icon containing the number 15 on the right side.


Hari:

Tarikh:


Arahan : Selesaikan operasi di bawah. Kira dan jumlahkan.



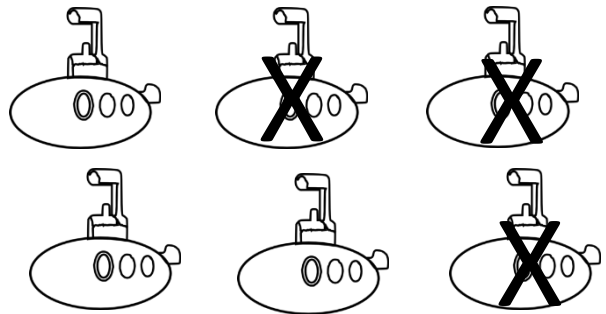
$$\square - \square = \square$$



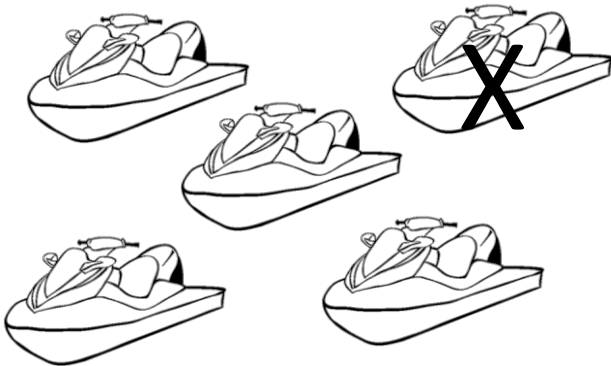
$$\square - \square = \square$$




$$\square - \square = \square$$



$$\square - \square = \square$$



$$\square - \square = \square$$




$$\square - \square = \square$$

Hari:


Tarikh:

Arahan : Selesaikan operasi tolak di bawah.

10 - 3 = []




11 - 2 = []




12 - 5 = []



15 - 10 = []



10 - 10 = []



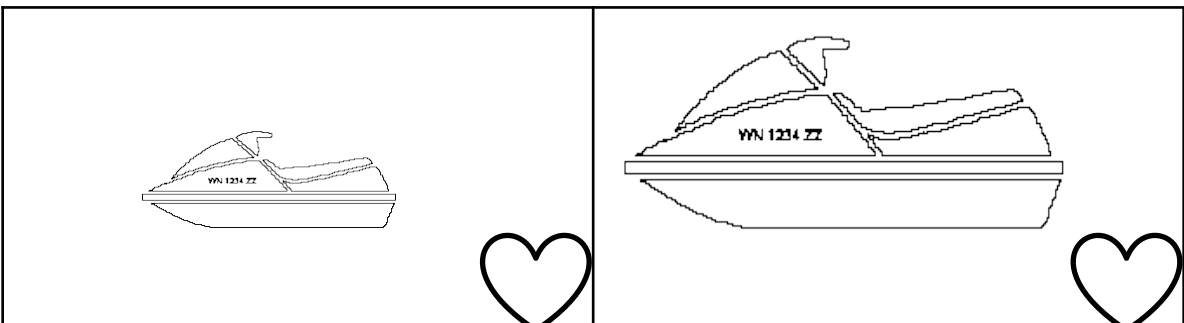
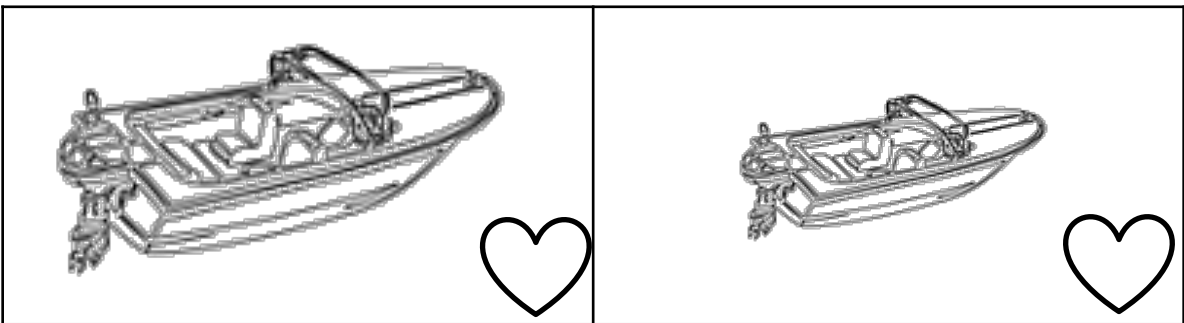



12 - 8 = []



Hari:

Tarikh:

Arahan : Tandakan (/) pada yang lebih besar. Warnakan yang lebih besar. a



Hari:

Tarikh:

Arahan : Berapaka panjang gambar kenderaan di bawah?

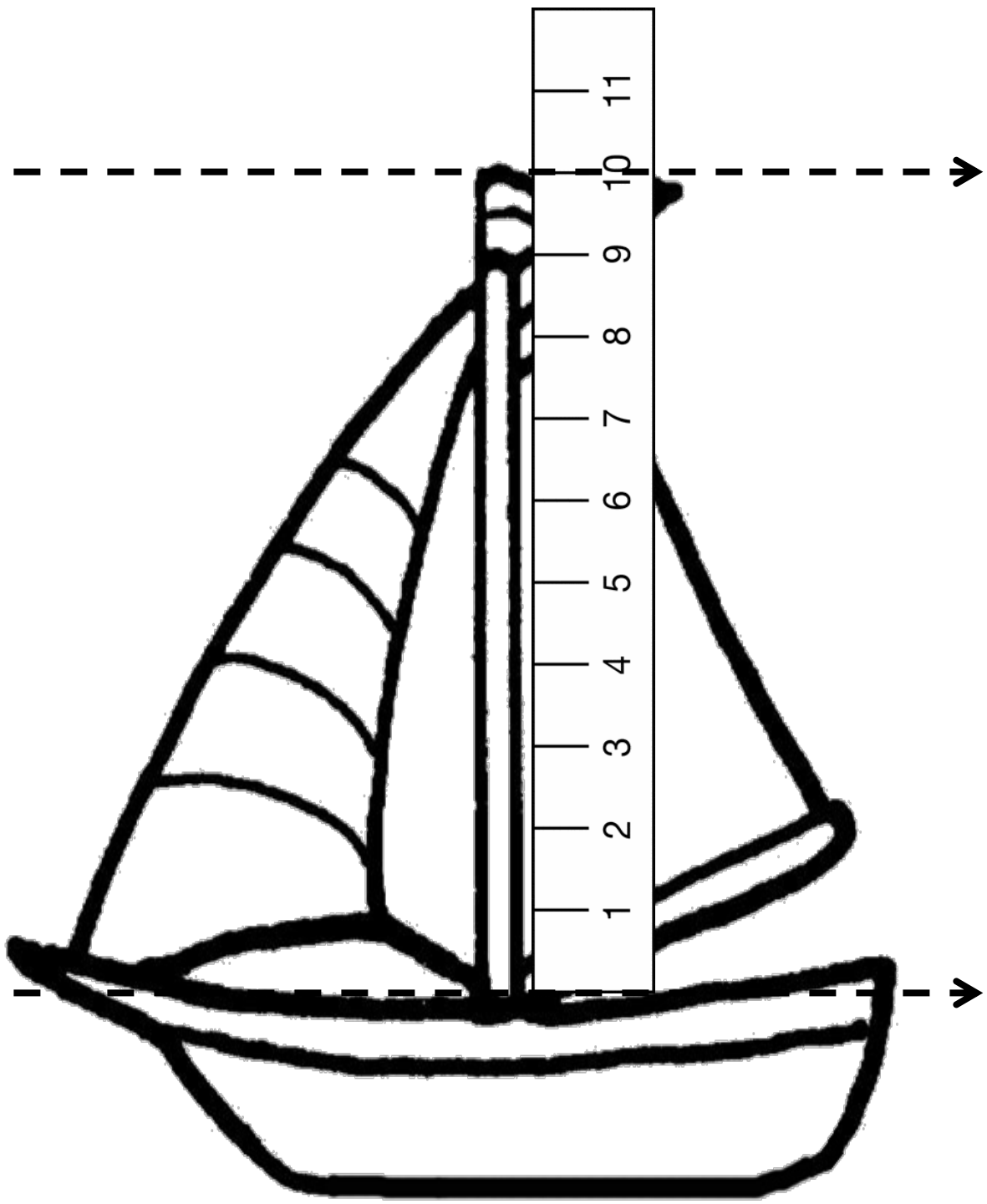
_____ sentimeter panjang

_____ sentimeter panjang

Hari:

Tarikh:

Arahan : Berapakah tinggi tiang layar pada gambar kapal layar di bawah?



_____ sentimeter tinggi

